

EU Declaration of Conformity No. SAR/S004



Specialist Access & Rescue
Products Ltd.

This declaration of conformity is issued by Specialist Access & Rescue Products Ltd.
Of Sarena House, Vulcan Street, Oldham, OL1 4LQ

We hereby declare that:

Equipment: Wire Anchor Strop
Models: Galvanised Steel & Stainless Steel Wire Anchor Strops

is in conformity with PPE EU Regulations 2016/425, as well as the applicable requirements of
the following standards (where applicable)

Ref No.

EN354:2010
EN795-B:2012
PD CEN/TS 16415-B:2013

Notified body: SGS FIMKO OY, Takomotie 8, FI-00380 Helsinki, Finland.
Notified Body No: CE 0598

Performed the EU type examination and issued the EC type examination certificate number:

GB16/872399

The PPE is subject to the conformity assessment procedure. Conformity to type based on quality
assurance of the production process module D. Under the surveillance of the above Notified Body.

Signed by:

Name: Lee Allport
Position: Operations Director
Done At: SAR Products - Sarena House, Vulcan Street, Oldham, OL1 4LQ
On: 17/10/18

Wire Anchor Strops

Conform to EN354: 2010, EN795:2012 Type B When used for a one person load & PD CEN/TS 16415:2013 Type B when used in rescue for a two person load. When used for rescue using a 2 person load then the equipment is not classed as PPE under PPE EU Regulations 2016/425.

Use:

The SAR wire anchor strops have been designed for your protection and therefore are (PPE) personal protective equipment. It is a safety anchor for rescue and technical access (in normal climatic conditions). It is suitable for many other applications but please check with the manufacturer first. Use only as instructed and with compatible items of equipment. These should conform to the relevant European standards or those your country follows.

Check that the safe function of any one component within a system will not interfere with the safe function of another. Twists in anchor strops can cause problems and weakness in other components. Neatness is strength. Users should be trained, competent or under the supervision of such a person. A suitable rescue plan should be in place before the use of the equipment.

The anchor strop must not be used for energy absorption without the use of an energy absorber conforming to EN355 and shall not exceed 2m in length (including terminations connectors and the shock pack).

If a risk assessment is carried out before the start of the work shows that loading in the case of a use over an edges possible, appropriate precautions should be taken.

The user should always minimise the slack in the anchor strop near a fall hazard.

The anchor strop must never be choke hitched. The system should be arranged so that the direction of any stress applied to a connector shall lie down its major axis. All gates must be locked.

Note: The information in this guide meets the PPE EU Regulations 2016/425. It is not comprehensive and cannot be substituted for the correct training, which can be provided if required. If in any doubt please don't hesitate to contact us.

Safety:

The safety provided by this anchor strop depends on its strength, the anchor/belay and the skill of the user. The strength will be reduced through age, wear and tear, abrasion, high impact loads, tight/sharp edges, some chemical (e.g. alkalis, etc.), UV or failure to store and maintain as recommended.

This list is not exhaustive. As a rule, but not always (so be careful) if the sling has a high strength rating then there is less chance of failure due to the points outlined above; however, there are exceptions which include chemical attack or very high temperatures.

Do not alter the product in any way. Any anchor strop subjected to a minor fall should be examined and discarded if there is any sign of defect or any doubts about its safety.

Lifespan:

This is difficult to estimate but we advise as follows: Metal products have a potentially indefinite lifespan. If the product is stored correctly, the working life can vary between a single use in extreme circumstances (e.g. highly chemical environment, serious fall), depending on how the product is used.

The working life will be reduced through age, general wear and tear, abrasion, cuts, damage to component parts, inappropriate ancillary equipment, high impact load, prolonged exposure to UV light including sunlight, exposure to some chemicals or failure to store and maintain as recommended. This list is not exhaustive.

Inspection:

Before each use visually inspect to ensure the product is in serviceable condition and operates correctly. An examination should be carried out at least every 6 months by a competent person. These inspections should be recorded paying particular attention to areas of potentially high wear such as the eyes of the anchor strop. Inspect as follows:

- Extra care should be taken when inspecting an anchor strops manufactured without a protective PVC sleeve and when manufactured without a thimble eye.

- Check for cracks in the ferrule, loose strands of wire or the wire being pulled back into the ferrule.
- Check that all markings are visible.
- Check for cuts, tears, and abrasions, damage due to deterioration, contact with heat, alkalis or other corrosives.
- Check for broken, cut or worn wire strands.
- Check for cracks, distortion, corrosion, wear by abrasion, burrs, worn seizure of moving parts, broken or missing components.

Immediately withdraw from service any items showing defects. The user's life depends on it.

All repair work should be carried out by the manufacturer or with their authorisation.

Notified Body:

SGS FIMKO OY, Takomotie 8, FI-00380 Helsinki, Finland.
Notified Body No: 0598

Maintenance:

Always keep the product clean and dry. Any excess moisture should be removed with a clean cloth and then allowed to dry naturally in a warm room away from direct heat.

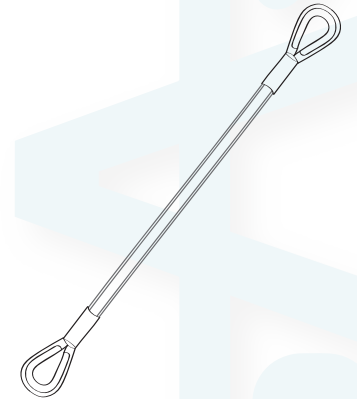
Cleaning:

Rinse in clean cold water. If still soiled wash in clean warm water (max.40°C) with pure soap or a mild detergent (within pH range of 5.5 to 8.5). Rinse properly in clean cold water.

Chemicals:

Avoid contact with any chemicals which could affect the performance of the product. If contact occurs or is suspected then discard the product immediately. If used in a marine environment thoroughly rinse in clean cold water and dry after each use.

User Guide Wire Anchor Strop



CE0598

Inspection Record	Next date of Inspection			
	Name of Inspector			
Reason for entry: Periodic examination or repair				
Date				

User's Name:
Date Of Manufacture:
Date First Used:
Date Of Purchase:
Product Serial No.:

Certificate Of Conformity

We certify that the Wire Anchor Strop conforms to: EN354:2010, EN795:2012 Type B & PD CEN/TS 16415:2013 Type B

Signature 
For SAR Products Ltd.

Storage:

After cleaning, store unpacked in a cool, dry, dark place away from excessive heat sources or other possible causes of damage. Do not store wet. If a long shelf life is required it is advisable to store in a moisture proof package (e.g. polythene bag).

Warning:

Working at height is hazardous. It is the user's responsibility to ensure understanding of the correct and safe use of this equipment, to use it only for the purposes for which it is designed and to practise all proper safety procedures

Please note, the information provided in this user guide is not exhaustive, it is not a substitute for a comprehensive instruction and training by a competent person.

SAR Products is not responsible for any consequences, direct, indirect or accidental, resulting from the use of its products. If you are unsure about the correct use of this product, please contact us.

Anchorage:

Anchor points should always be strong enough to hold the user particularly in the event of a fall. They should be at least 15kN. Adequate protection must be taken against damage if structural members with sharp edges cannot be avoided as anchorage points.

Meanings Of Markings:

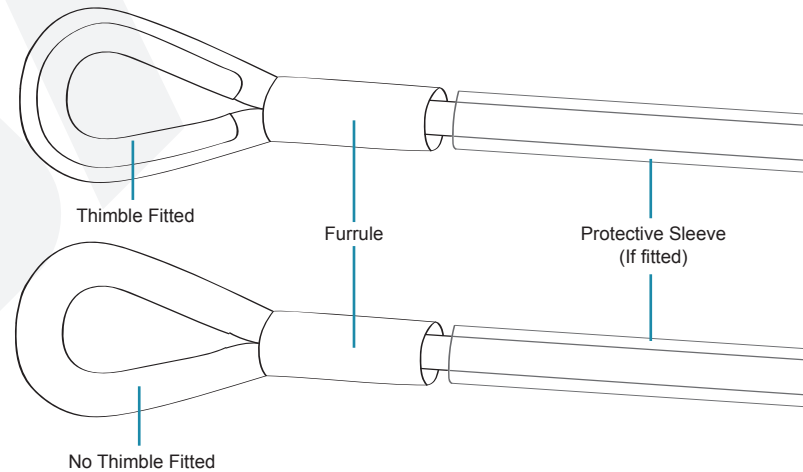
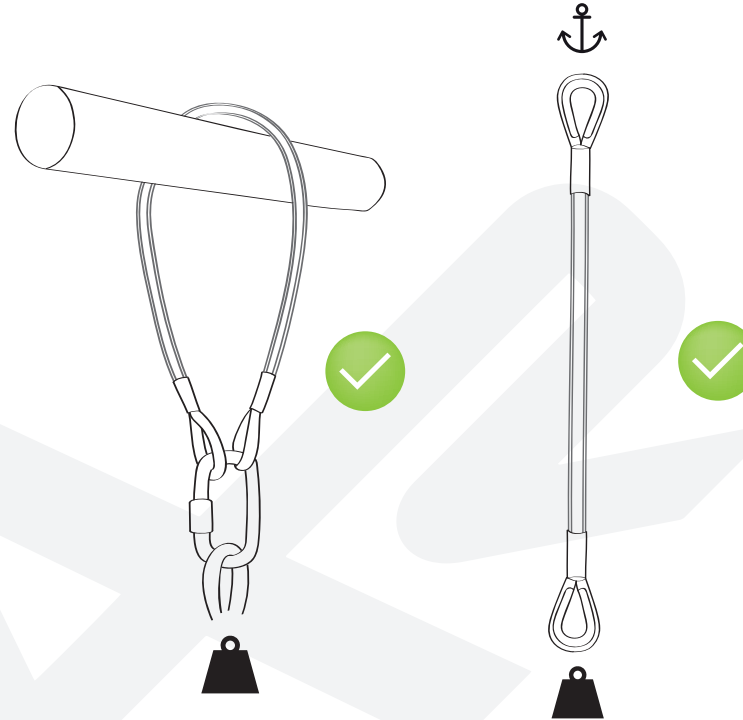
The name, trademark or any other means of identification provided by the manufacturer or supplier.

- The batch or serial number.
- The year of manufacture.
- CE... EC logo followed by the number of the notified body .
- EN... European standard attributed to this PPE
- Product description and/or reference .
- SWL, Single working load in kg.
- BL, Breaking load in kN.

Galvanised wire anchor strop loads:
Breaking load: 27kN
SWL: 270Kg

Stainless steel wire anchor strop loads:
Breaking load: 25kN
SWL: 250Kg

Strengths quoted are when the product is tested new and are in accordance with the manufacturer's test methods or to the appropriate standard. Any weights and measurements are approximate. Nothing in this document affects the consumer's statutory rights.



**Specialist Access & Rescue
Products Ltd.**

Sarena House,
Vulcan Street,
Oldham,
OL1 4LQ

T: +44(0) 161 621 0309
W: www.sar-products.com
E: sales@sar-products.com

Declaration Of Conformity

The EU Declaration of conformity is available by scanning the QR code or visiting:
www.sar-products.com/eu-doc/

