

EU Declaration of Conformity No. SAR/H018



Specialist Access & Rescue
Products Ltd.

This declaration of conformity is issued by Specialist Access & Rescue Products Ltd.
Of Sarena House, Vulcan Street, Oldham, OL1 4LQ

We hereby declare that:

Equipment: Rigging Belts, Miners Belt & Work Positioning Belt
Models: Rigging Belt with Cobra Dee, Rigging Belt with Tri Dee & Rigging
Belt with webbing eye, Miners Belt & Work Positioning Belt

is in conformity with PPE EU Regulations 2016/425, as well as the applicable requirements of
the following standards (where applicable)

Ref No.

EN358:1999

Notified body: SGS FIMKO OY, Takomotie 8, FI-00380 Helsinki, Finland.
Notified Body No: CE 0598

Performed the EU type examination and issued the EC type examination certificate number:

GB16/871481

The PPE is subject to the conformity assessment procedure. Conformity to type based on quality
assurance of the production process module D. Under the surveillance of the above Notified Body.

Signed by:

Name: Lee Allport
Position: Operations Director
Done At: SAR Products - Sarena House, Vulcan Street, Oldham, OL1 4LQ
On: 17/10/18



Specialist Access & Rescue Products Ltd.

User Guide

Work Positioning belt, Riggers Belt, Miners Belt



Conforms to:
EN368:1999

sar-products.com
+44 (0) 161 621 0309
sales@sar-products.com

CE0598



Specialist Access & Rescue Products Ltd.

User Guide

Work Positioning belt, Riggers Belt, Miners Belt

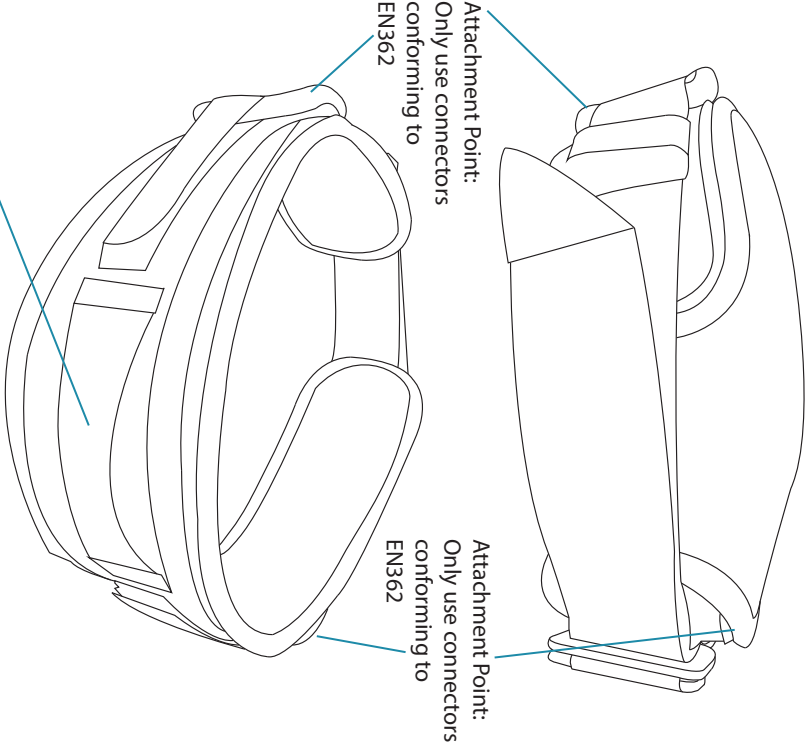


Riggers Belt:	Miners Belt:	Work P. Belt:
Small	Medium	Large

sar-products.com
+44 (0) 161 621 0309
sales@sar-products.com

CE0598

Work Positioning Belt:



Product Record

This documentation should be issued with and kept for each item or system. Please see the product label for the details required below. Consult this guide for advice on inspection, maintenance, lifespan, etc.

User's Name:		Date Of Purchase:	
Date Of Manufacture:		Product Serial No.:	
Date First Used:		Inspection Record	
Date	Reason for entry: Periodic examination or repair	Name of Inspector	Next date of Inspection

Declaration Of Conformity

The EU Declaration of conformity is available by scanning the QR code or visiting - www.sar-products.com/eu-doc/



Certificate Of Conformity

We certify that the Work Positioning Belt, Riggers Belt & Miners Belt conforms to EN358:1999 & are rated to 150kg.

Signature For SAR Products Ltd

Specialist Access & Rescue Products Ltd.
Sarena House, Vulkan Street, Oldham, OL1 4LQ
T: +44(0) 161 621 0309 E: sales@sar-products.com W: www.sar-products.com

Important:

Please read, study and understand these instructions before use.

Use:

Our Rigger's Belt's, Miners belts and Work positions belts have been designed for restraint and is not to be used for fall arrest. Use only as instructed and with compatible items of equipment. Check that the safe function of any one component within a system will not interfere with the safe function of another. Twists in webbing can cause problems and weakness in other components such as karabiners. Neatness is strength. Users should be trained, competent or under the supervision of such a person. Note: The information in this guide meets the requirements of the PPE EU Regulations 2016/425. It is not comprehensive and cannot be substituted for the correct training, which can be provided if required. If in any doubt please don't hesitate to contact us.

Safety:

The safety provided by these products is dependent on their strength, the anchor point & the correct fitting of the product. The strength will be reduced through age, wear and tear, abrasion, cuts, high impact loads, tight/sharp edges, knots, some chemical (e.g. alkalis, etc.), UV or failure to store and maintain as recommended. Use only as instructed and with compatible items of equipment. Check that the safe function of any one component within a system will not interfere with the safe function of another. Twists in webbing can cause problems and weakness in other components such as karabiners. Neatness is strength. Users should be trained, competent or under the supervision of such a person. This list is not exhaustive. Do not alter the product in any way. Any product subjected to a minor fall should be examined and discarded if there is any sign of defect or any doubts about its safety. An efficient rescue plan should be in place before the use of any of the belts.

Lifespan:

This is difficult to estimate but we advise as follows: Do not use more than ten years after the date of manufacture. Assuming you have used the correct storage. The working life can vary between a single use in extreme circumstances (e.g. highly chemical environment, serious fall) to the maximum of ten years, depending on how the product is used. The working life will be reduced through age and general wear and tear.

Inspection

Before each use visually inspect to ensure the product is in serviceable condition and operates correctly. An examination should be carried out at least every 6 months by a competent person authorised by the manufacturer. These inspections should be recorded paying particular attention to areas of potentially high wear such as attachment points, buckles, connectors and sewn joints. Inspect as follows:

Textiles:

Check for cuts, tears, and abrasions.

Sewing & Metals:

Damage due to deterioration, contact with heat, alkalis or other corrosives. Check for broken, cut or worn threads. Check for cracks, distortion, corrosion, wear by abrasion, burrs, worn or loose rivets or screws, discolouration caused by extreme heat (greater than 100°C) broken springs, frays or cuts, seizure of moving parts, broken or missing components.

Immediately withdraw from service any items showing defects. The user's life depends on it. All repair work should be carried out by the manufacturer or with their authorisation.

Anchorage:

Anchor points should always be strong enough to hold the user, particularly in the event of a fall. They should be at least 15kN. A webbing lanyard or rope should be effectively sleeved to protect against damage if structural members with sharp edges cannot be avoided as anchorage points.

Anchor points, wherever possible, should be above the user to limit any fall. In rescue any possibility of a fall should be eliminated from the systems.

Maintenance:

Always keep the product clean and dry. Any excess moisture should be removed with a clean cloth and then allowed to dry naturally in a warm aired room away from direct heat.

Cleaning:

Rinse in clean cold water. If still soiled wash in clean warm water (max.40°C) with pure soap or a mild detergent (within pH range of 5.5 to 8.5) You can use a washing machine but first place the product in a suitable bag to protect against mechanical damage. Rinse properly in clean cold water.

Chemicals:

Avoid contact with any chemicals which could affect the performance of the product. If contact occurs or is suspected then discard the product immediately. If used in a marine environment thoroughly rinse in clean cold water and dry after each use.

Storage:

After cleaning, store unpacked in a cool, dry, dark place away from excessive heat sources or other possible causes of damage. Do not store wet. If a long shelf life is required it is advisable to store in a moisture proof package (e.g. polythene bag).

Warning:

Working at height is hazardous. The belts are not suitable for fall arrest purposes. It is the user's responsibility to ensure understanding of the correct and safe use of this equipment, to use it only for the purposes for which it is designed and to practise all proper safety procedures. Lanyards when used in conjunction with a belt be maintained at or above waist level and be kept taut; and free from movement is restricted to a maximum of 0,6 m.

Meanings Of Markings:

- The name, trademark or any other means of identification provided by the manufacturer or supplier.
- The batch or serial number
- The year of manufacture
- CE... EC logo followed by the number of the notified body 0598
- EN... European standard attributed to this P.P.E
- Product description and/or reference
- W.L.L (working load limit): 150kg

Strengths quoted are when the product is tested new and are in accordance with the manufacturer's test methods or to the appropriate standard. Any weights and measurements are approximate. Nothing in this document affects the consumer's statutory rights.

Notified Body:

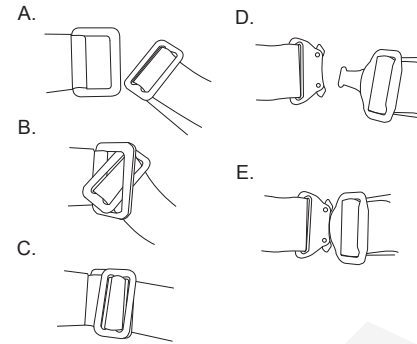
SGS FIMKO OY, Takomotie 8, FI-00380 Helsinki, Finland.
Notified Body No: 0598

Fitting:

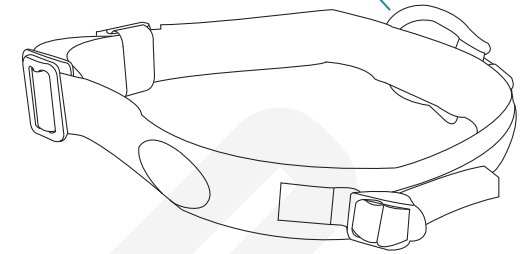
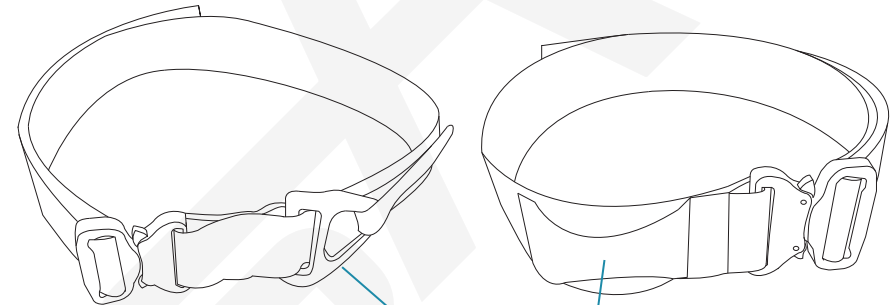
Standard fitting as shown in Figs: A, B & C. QC buckle fitting as shown in Figs: D & E

Once buckled, secure velcro strap back onto the belt or fold the tail end back through the elastic webbing retainer.

Please ensure that the belt fits firmly to the user's waist & ensure that the belt remains fitting firmly during use.

**Miners Belt:**

Attachment Point:
Only use connectors conforming to EN362

**Riggers Belts:**

Attachment Point:
Only use connectors conforming to EN362

