



## USER INSTRUCTIONS



# Fibreight Ladders

Lyon Equipment Limited  
Units 3-7, Tebay Business Park,  
Old Tebay,  
Penrith,

Cumbria, United Kingdom,  
CA10 3SS

Tel: +44 (0) 15396 24040

Email: [info@lyon.co.uk](mailto:info@lyon.co.uk)

Web: [lyon.co.uk](http://lyon.co.uk)

© Lyon Equipment 2019

[lyon.co.uk/user-instructions](http://lyon.co.uk/user-instructions)

For more detailed user  
information and to  
download a PDF copy  
of these instructions  
follow the link above or  
scan the QR code with  
your smart phone



## **Quality assurance**

Quality management system assessed and certified as meeting the requirements of ISO 9001.

## **Maximum rated load**

120 kg (one person)

## **WARNING**

Practical training in the rigging and climbing of Fibrelight ladders is essential before use. Please contact Lyon Equipment if you require training.

This information must be read and kept in conjunction with the Lyon General User Instructions supplied with this product.

## **Use**

Fibrelight ladders are intended as a means of progression where the area in which they are to be deployed, carried or stored is limited, making the use of rigid ladders impractical. As they are very compact, light, non-reflective, quiet and corrosion resistant, they are ideal for use on boats, in theatres, and for intervention.

Fibrelight ladders are not personal protective equipment (PPE). Although they may be used to gain access to difficult to reach places (the top of a mast, or a helicopter for example), they must always be used with an appropriate fall protection system. On their own they do not offer any protection from a fall from height.

They must NOT be used for emergency escape by untrained persons.

For heavy, regular use, in applications such as cave exploration, we recommend our range of flexible ladders with steel cable sides and aluminium alloy rungs.

## **Rigging a Fibrelight ladder**

Check the ladder is long enough and suitable for the task. Please note that Fibrelight ladders cannot be joined together for longer drops.

Take suitable precautions while installing the Fibrelight ladder where there is potential of a fall from height.

Ensure the ladder is securely attached to an unquestionably reliable anchor point, using the Maillon Rapide connector provided. The anchor point must be strong enough for the foreseeable maximum load and compatible for use with the ladder. Make sure that the Maillon Rapide connector is fully closed with no thread showing.

Wherever possible, install the ladder to hang free without touching the structure. Ideally the top of the ladder should be high enough to allow the user to climb onto it before descending.

Ensure the ladder is fitted the correct way up. See markings on the ladder.

Use an appropriate safety system. In most cases this will be an independently anchored system incorporating a harness, rope and other elements. Training in such safety systems is essential.

When deploying, take care that the ladder does not loop through itself, and ensure that the rungs of the ladder are not caught on projections, which could overload individual rungs.

If spare ladder is left on the floor, pack it into the storage bag so that it does not become entangled or damaged.

Never use a Fibrelight ladder where there is a possibility that it will come into contact with sharp, hot or abrasive surfaces, chemical contamination or corrosion hazards (list not exhaustive). Do not leave hanging in daylight for extended periods because of the risk of ultraviolet (UV) damage.

### **Using a Fibrelight ladder**

Always obtain practical training from a competent person before using a Fibrelight ladder. Check that you have the strength and technique required to climb and descend the ladder.

Beware of dynamic loading of the ladder.

Do not attach any type of connector e.g. karabiner or fifi hook to the rungs of this ladder. The rung may break.

Do not carry equipment while using the ladder – use a separate line to lift the equipment.

Do not wear footwear with metallic / sharp inserts when using the ladder.

Do not use the ladder outside in adverse weather conditions, such as strong winds, that may interfere with climbing.

### **Maintenance and storage**

If the ladder becomes soiled or is used in salt water, wash in clean water, dry slowly away from direct heat and store in the bag provided in a cool, dark place.

Refer to Lyon general user instructions supplied with this ladder for additional information.

### **Inspection**

Before and after use, check sides and rungs for any damage; inspect the rungs carefully for any signs of rung penetration through the webbing.

If the ladder shows signs of wear and tear / damage that may affect performance, i.e. cuts, abrasion, burns, or signs of fading which may indicate UV damage (list not exhaustive) or signs of rung penetration through the webbing, the ladder should be withdrawn from use immediately and not used again unless it is confirmed by a competent person that it is acceptable to do so.

The Maillon Rapide should be inspected for signs of corrosion, wear or deformation, and a function check carried out to ensure that it closes correctly. If in any doubt as to the condition of the connector, it should be replaced with a locking connector of suitable strength and shape.

## Chemicals

Avoid all contact with chemical reagents that could affect the performance of the product, e.g. acids, caustic substances and oxidising agents. Discard this product immediately if contamination is even suspected to have occurred.

## Temperature

Polyester has a melting temperature of approximately 245 °C. Be careful of hot objects, machinery exhausts etc.

## Materials

Ladder: polyester webbing and carbon fibre rods.

Maillon Rapide connector: stainless steel.

## Obsolescence

The following is a general guide to the lifetime in use you should expect from your ladder, bearing in mind that it will vary with factors such as weight of user:

- Daily use: Up to 3 months
- Weekly use: Up to 6 months
- Occasional use: Up to 5 years.

If kept in a cool, dry, dark place from new, the unused ladder may be stored for up to 3 years before first use.



Withdraw the ladder from use if it is more than 5 years after the date of first use.

This information overrides the information regarding lifetime for textile items given in the General User Instructions.

## Customer's own marking / asset marking / serialisation

Marking, on the ladder label, can be made with an indelible laundry marker.

## Markings

	Manufacturer's logo
	Read user instructions
idN	Individual serial number will be in the format YYDDD I 2345. The first two digits give the year of manufacture, the next three digits the day of the year from 001 to 365 and the five digits after is the number in the series
Max load 120 kg	Max load 120 kg
TOP	Top of ladder
BOTTOM RUNG	Bottom of ladder
Product code LSFL xx x xx	Product Code

End of document.

This page deliberately left blank

This page deliberately left blank

This page deliberately left blank







# General user instructions

Lyon Equipment Limited  
Units 3-7, Tebay Business Park,  
Old Tebay,  
Penrith,

Cumbria, United Kingdom,  
CA10 3SS

Tel: +44 (0) 15396 24040

Email: [info@lyon.co.uk](mailto:info@lyon.co.uk)

Web: [lyon.co.uk](http://lyon.co.uk)

© Lyon Equipment 2019

[lyon.co.uk/user-instructions](http://lyon.co.uk/user-instructions)

For more detailed user information and to download a PDF copy of these instructions and a Declaration of Conformity follow the link above or scan the QR code with your smart phone



Downloaded from [lyon.co.uk](http://lyon.co.uk)

UI\_GENSCA6\_19052

### **Notified body controlling manufacture (where applicable)**

Where items of Personal Protective Equipment require an EU type examination in accordance with Personal Protective Equipment (EU) Regulation 2016/425, the body controlling the manufacture is:  
Notified body No. 0598  
SGS Fimko Oy,  
P.O. Box 30 (Särkiniementie 3),  
00211 HELSINKI, Finland.

### **WARNING**

Make sure that you have read and understood these instructions before using this equipment. These user instructions are to be read and kept along with any other user information provided.

Activities at height are hazardous and may lead to injury or death. It is the user's responsibility, at all times, to ensure that they understand the correct use of any equipment supplied by or through Lyon Equipment, use it only for the purposes for which it is designed, and practice proper safety procedures including having a rescue plan in case of emergency.

This product must not be used outside its limitations, or for any purpose other than those described in the user instructions. Misuses forbidden in these instructions are examples only; many other misuses may exist which could lead to injury or death.

Do not use combinations of items of equipment in which the safe function of any one item is affected or interferes with the safe function of another.

Please note, the information in these user instructions is not exhaustive, and is not a substitute for comprehensive instruction and training by a competent person.

Lyon Equipment is not responsible for any consequences, whether direct, indirect or accidental, resulting from the use of its products. If you are unsure about the correct use of this product, please contact us.

### **Who can use this equipment**

This equipment should only be used by trained, competent and responsible persons, or the user should be under the direct supervision of a trained, competent and responsible person.

Activities at height should not be undertaken by persons affected by alcohol or drug dependence, diabetes, epilepsy, fits, blackouts, fear of heights, vertigo / dizziness / difficulty with balance, heart disease / chest pain, high or low blood pressure, impaired limb function, obesity, psychiatric illness, musculoskeletal issues, e.g. a bad back.

## **General instructions for use**

Equipment must be checked before each use, to ensure it is serviceable and operates correctly. Checks should also be carried out during use. In addition, a thorough inspection by a competent inspector should be carried out in strict accordance with these user instructions, and a record kept of these inspections.

This product may be used with any compatible item of equipment, keeping in mind the limitations of each item in the safety chain. It should be noted that a full body harness is the only type of harness which may be used in a fall arrest system.

The anchor device or anchor point is of primary importance and should be unquestionably reliable. It should be strong enough to withstand the foreseeable maximum load that could be applied e.g. in the event of a fall.

When selecting an anchor, the anticipated directions of loading and potential loads should be taken into account.

Anchors should be selected and positioned to allow work to be carried out in such a way as to minimise the potential for a fall and potential fall distance, for example by keeping the anchor point / device above the user.

Anchors should not have sharp or rough edges which could damage equipment (use edge protection if necessary).

On each occasion of use, verify the free space required beneath the user in order to avoid an impact. Always try to place protection so that any fall will be stopped before the user hits the ground or any other obstruction. Remember to allow for rope stretch and slippage in the belay device or rope ascender / descender. In a fall arrest situation, the user must be protected from dynamic forces of greater than 6 kN in the event of a fall, e.g. by use of a fall arrest system incorporating an EN 355 energy absorber.

## **Maintaining your equipment**

Wash in clean water not exceeding 30°C with pure soap and rinse in clean cold water. Do not use chemical products, solvents or detergents – these should be regarded as harmful.

Due to the difficulties in effectively disinfecting equipment, we recommend that any contaminated equipment should be withdrawn from use and disposed of in a suitable manner.

Equipment must be clean and dry before storing. Always allow to dry naturally, away from direct heat. Equipment should be stored in a cool, dry, well-ventilated area, away from excessive heat, high humidity, sharp edges, corrosives, sunlight or other sources of ultraviolet light (UV) and other possible causes of damage.

During transport, this product should be protected from abrasion, mechanical damage, chemical contamination, UV and heat.

## Textiles

Always keep textile items at temperatures between -30°C and +50°C.

## Metal items

Always keep metal items at temperatures between -20°C and +60°C.

No alterations, additions or repairs may be made to this product without the manufacturer's prior written consent; if done, the repair must be carried out by a competent person for repair authorised by Lyon Equipment to make the repair; and in accordance with specified procedures.

These instructions must be strictly adhered to.

## Inspection

A thorough inspection should be carried out at least every 6 months by a competent inspector in accordance with these user instructions. A record of these checks should be kept with the product along with these user instructions. In addition, interim inspections should be carried out where products are used intensively, or in particularly harsh environments where damage is more likely to occur, or where legislation or the type of equipment make it necessary.

Pre-use and thorough inspections are essential because the user's level of protection depends on the continuing correct performance of this product.

PPE (Personal Protective Equipment) inspection training is available from Lyon Equipment.

## Lifetime, and when to withdraw your equipment from use

Withdraw your equipment from use if any one of the following applies:

- It shows sign of wear and tear / damage that may affect performance
- Markings on the product are no longer legible
- You suspect it may have been exposed to chemical contamination or extreme temperatures
- It fails a periodic examination
- It has been used to arrest a fall or has been excessively loaded
- It is more than 10 years after the date of manufacture (textile items or items with textile components). Metal items have a potentially indefinite lifespan if stored correctly.
- If you have any reason to doubt that it is safe to use.

It is the responsibility of the competent inspector to decide whether the equipment should be put back into use, or permanently withdrawn from use. Equipment permanently withdrawn from use must be destroyed, and should be recycled where facilities exist.

Certain environmental elements will considerably accelerate wear: salt, sand, dust, snow, ice, moisture, chemicals, sunlight (UV radiation) – list not exhaustive.

Warning: the safe working life of this product may be as short as its first use in extreme circumstances.

If in doubt, do not hesitate to scrap this product.

### **Guarantee**

In the event of any defect in materials or workmanship please return the product to the dealer, distributor or manufacturer within 3 years of purchase for inspection. We will replace or repair as required. This guarantee does not cover normal wear and tear or accidental damage.

### **Note to resellers**

If the product is re-sold outside the UK and Eire, but within the EU, the reseller is responsible for providing instructions for use, maintenance, periodic examination and for repair in the language of the country in which the product is to be used.

If you require the Intrastat commodity code / customs tariff code or NATO stock number (where applicable) for this product, please contact us via [lyon.co.uk](http://lyon.co.uk)

### **Inspection records**










A record must be kept for each component, subsystem and system, including name and contact details of the manufacturer or supplier, product description, serial number, year of manufacture, date of purchase, date of first use, any other relevant information, and history of periodic examinations and repairs, the name and signature of

the competent inspector and the next due date for inspection. An example of a suitable equipment record is shown on this user instruction and can also be downloaded at [lyon.co.uk](http://lyon.co.uk)

Local jurisdiction may dictate that extra information be recorded in the inspection record – check your country's legal requirements. Some products may have features which need special monitoring during periodic inspections, e.g. wear indicators, in which case this information should also be recorded on the inspection record.

This page deliberately left blank

## Explanation of symbols

	Refer to user instructions
	Permitted use
	Caution
	Danger of death
	Telephone number
	Anchor point
	Rope diameter
	Cable
	<b>SWL</b> (Safe Working Load)

