
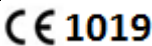



Product Details

These instructions cover the use of At Height Ltd Connectors, conforming to CE EN362:2004.

This equipment may be used in conjunction with any appropriate item of Personal Protective Equipment (PPE) relevant to European Union Directive 2016/425. They may be acceptable for use in other applications, if in doubt contact At Height Ltd.

Explanation of Markings

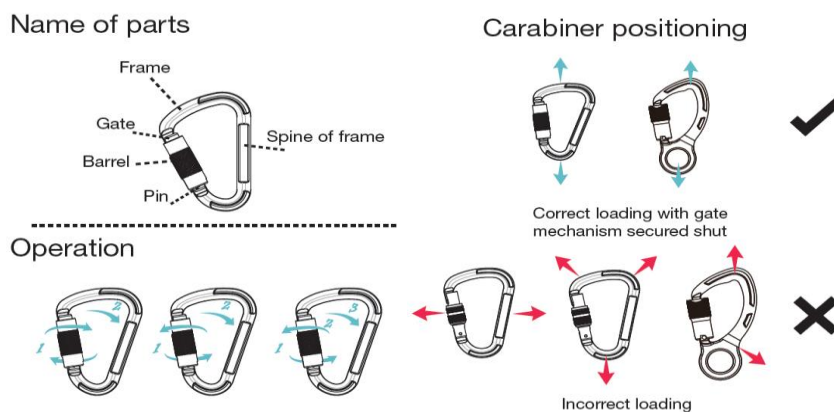
 at height uk	Manufacturers identification
< - > xxkN	Minimum Breaking Strength (in kN)
EN362:04B	European Standard
Kxx	Product Code
 1019	CE mark and notified body number
YYXXZZZZ	Year of manufacture, Batch Number, Serial Number (e.g. 200100001)
	Book pictogram - reminder that the end user should read and understand the supplied user instructions.

WARNING!

Working at height and related activities are inherently dangerous. It is the responsibility of any person using this equipment to learn, understand and practice the proper techniques for use of the equipment for its designated purposes. It is impossible for this document to cover every eventuality and incorrect use of this equipment may result in fatal consequences. This equipment should only be used by a competent person or a person specifically trained in its use. This equipment should not be used by persons with medical conditions that may affect the safety of the user. You are responsible for your own actions and any person using this equipment assumes all risks and full responsibility for all damages or injury which may result from the use of it. No responsibility will be accepted by At Height Ltd for damage, injury or death resulting from misuse.

It is impossible in this booklet to cover all methods of use. The following instructions and pictograms show some of the common correct and incorrect methods of use; it is impossible to predict them all. There is no substitute for instruction by a trained and competent person. It is essential that a risk assessment is carried out prior to any use and a rescue plan shall be in place to deal with any emergencies that could arise during the work.

If this product is resold outside the original country of destination the reseller should provide these instructions for use in the language of the country in which the product is sold.



Manufactured and supplied by www.atheightuk.com

Gate mechanisms

Screwgate – unscrew then open; Twistlock (double action) – turn then open; Triplelock (triple action) – lift, turn then open

General Guidelines

Immediately before, during and after use, visually/functionally inspect to ensure that this equipment is in a serviceable condition and operates correctly. Do a functional check by fully opening the gate then release - the gate should fully close and self-lock (except screwgate mechanism). A thorough examination must be carried out at least annually by a competent person or more frequently depending on local legislation, intensity of use, or external factors such as temperature, the effects of chemicals, rust, abrasion or other local damage. All inspections should be recorded in an equipment record log similar to the one below. The user should be aware of its history (use, storage, inspection etc.). If this equipment is not for personal use (e.g. used in mountaineering centers), we strongly recommend a systematic approach to record keeping. This should always be carried out by a competent person. If you are in any doubt about the safe condition of this equipment, or if it has been used in a fall arrest it should immediately be withdrawn from use and checked by a competent person.

Cleaning, storage and transport

This equipment must not be marked, modified or repaired by the user. Note: This equipment is not user maintainable with the exception of the following:

Cleaning: if required clean with a mild household detergent and rinse in clean water. Thoroughly rinse and dry naturally in a warm ventilated room away from direct heat. Important: Cleaning is recommended after every use in a marine environment.

Lubrication: Lubricate the mechanism with suitable light oil. This should be carried out after cleaning. Cleaning and

lubrication may cure a defective mechanism, if it does not, replace the product immediately. Lubrication is recommended after every use in a marine environment.

Storage and transport: this product should be stored in a clean, dry environment free from chemicals or corrosives and away from excessive heat or high humidity.

Lifespan

This is the maximum life of the product, subject to detailed conditions, that the Manufacturer recommends that the product should remain in service. Metal Products – Indefinite. This may be as little as a single use, (or even earlier if damaged e.g. in transit or storage prior to first use) when considering the following criteria: fall arrest, general wear, chemical contamination, corrosion, mechanical malfunction/deformation, cracks, loose rivets, heat contamination (over normal climatic conditions), clear and readable marking (e.g. marking, batch reference, individual serial numbers etc).

In Use

The anchorage point of your fall arrest system should conform to EN795 (or appropriate International Standard) and be positioned above the user. All connectors are tested using steel pins of diameter 12mm. Care must be taken if this connector is likely to be loaded using wide straps (> 12mm wide) as this may reduce the strength of the connector if loading occurs. Avoid loading the connector in multiple directions. Avoid side-loading the connector or loading it over an edge. Manual locking connectors (screw gate) should be used only where the user does not have to attach and remove the connector many times during a working day. When using a captive pin the rope or webbing should be captivated inside the eye.

This equipment is designed for use in normal climatic conditions (-40°C - +50°C).

DECLARATION OF CONFORMITY

At Height Ltd declares that the products described above conform to the requirements of Article 19(c) of Regulations(EU) 2016/425 of the European Parliament and the Council, is under the control of the notified body, VVUÚ, a.s.(1019), is identical to the PPE which was the subject of the certification CE of type.

EU type-examination certificate no: 1019-104/Q/2020

According to EN362:2004/B

issued by: VVUÚ, a.s. Pikartská 1337/7, 716 07 Ostrava - Radvanice, CZ on 20/03/2020

Product Inspection Record			
Date	Inspection Details	Name and Signature	Next Examination

Manufactured and supplied by www.atheightuk.com

